

NEWNHAM COLLEGE
CAMBRIDGE

Consolidated Financial Statements
for the Year Ended 30 June 2012

Royal Charter Company number RC000384

Registered Charity number 1137512

NEWNHAM COLLEGE
Consolidated Financial Statements
for the Year Ended 30 June 2012

| | |
|---|----------|
| Contents: | 1 |
| Corporate Governance and Public Benefit | 2 to 5 |
| Finance Review | 6 to 8 |
| Responsibilities of the College Council | 9 |
| Auditor's Report | 10 |
| Statement of Accounting Policies | 11 to 13 |
| Consolidated Income and Expenditure Account | 14 |
| Consolidated Statement of Total Recognised Gains and Losses | 15 |
| Consolidated Balance Sheet | 16 |
| College Balance Sheet | 17 |
| Consolidated Cash Flow Statement | 18 |
| Notes to the Accounts | 19 to 27 |

NEWNHAM COLLEGE
Financial Statements
for the Year Ended 30 June 2012

Corporate Governance and Public Benefit

The College is a corporate body consisting of the Principal and Fellows. It has been a registered charity (no. 1137512) since 17 August 2010. The College is also a Royal Charter Company number RC000384. The formal name of the College is The Principal and Fellows of Newnham College; and it is also known as a) Newnham College in the University of Cambridge; and b) Newnham College (Cambridge). Its principal address, which is that of its registered office, is: Newnham College, Sidgwick Avenue, Cambridge CB3 9DF, United Kingdom.

The Trustees

The following persons served as Trustees (as members of the College Council) in 2011-12:

Dame Patricia Hodgson (Principal) (*ex officio*, elected by the Governing Body – to July 2012)
Dr Catherine Seville (Vice-Principal) (*ex officio*, elected by the Governing Body)
Mr Ian Mark Le Mercier Du Quesnay (Bursar) (*ex officio*, appointed by the Governing Body)
Dr Terri Apter (Senior Tutor) (*ex officio*, appointed by the Council)

Elected by the Governing Body

Dr Kate Fleet
Professor Katarzyna Jaszczolt (to September 2011)
Dr Emma Mawdsley
Dr Judith Quinn
Dr Rachael Padman
Dr Kimberley Trapp (to December 2011)
Dr Samantha Lucy
Dr Barbara Blacklaws (from January 2012)
Dr E Watson (from October 2011)
Professor Liba Taub (from October 2011)

Elected by the Junior Members of the College

Ms Adele Pearson (to October 2011)
Ms Rosalind Meehan (to December 2011)
Miss Aimee Price (to March 2012)
Miss Zahra Sachedina (from January 2012)
Miss Domna Michailidou (from October 2011)
Miss Jess Munro (from April 2012)

A new Principal – Professor Dame Carol Black – was elected and took up the post with effect from September 2012.

Those elected by the Junior Members do not participate in the decision making for Reserved Business.

The Council delegates much of its business to its sub-committees. The membership and terms of reference of sub-committees are determined for the most part by the Council to whom the subcommittees report and make recommendations. Some additional subcommittees are set up by the Governing Body and report accordingly. Junior Members are represented on most subcommittees.

Induction and training of Trustees

All charity trustees of the College are given on appointment or election copies of the Statutes and Ordinances of the College together with a set of documents including the College's policy on the management of conflicts of interest and copies of the relevant guidance issued by the Charity Commission. Annually the trustees are reminded of their core responsibilities and required to check and update their declaration of interests.

NEWNHAM COLLEGE

Financial Statements

Corporate Governance and Public Benefit (continued)

Governing documents

The College was founded in 1871. The provisions which regulate the purposes and administration of the College are set out in its Charter dated 12 April 1917 and modified by the Supplemental Charter (1958 when the College was received into the University of Cambridge) and in its original Statutes as variously amended between 1917 and 1996.

Organisational structure of the College and its subsidiary undertakings.

The College comprises the following:

a) the **Governing Body**, the powers of which are defined in the Charter.

The Governing Body is responsible for the long-term strategic vision of the College, and also provides the policy context in which the Council's management takes place.

b) The powers and responsibilities of **Council**, are defined in the Charter and Statutes.

The College Council has the 'the general control and management of the administration of the College' and its members serve as the Trustees of the College as a registered Charity. As the Trustees they have ultimate responsibility for directing the affairs of the charity, ensuring that it is solvent and well-run, and that it is delivering the charitable outcomes for the benefit of those which it was set up to serve as a College for women in the University of Cambridge.

c. Those **College Officers** who are *ex officio* members of the Council are the Principal, the Vice-Principal, the Bursar, and the Senior Tutor and they meet regularly during Term to review the management of College business.

d. **Junior Members** comprise the students of the College both undergraduate and graduate. They have elected representatives on both the Council (where they serve as Trustees for Unreserved Business) and on the Governing Body and are represented on most of the College's Committees. In part, they represent the largest group of potential beneficiaries.

Subsidiary Companies

Three subsidiary companies have been established to undertake work for the benefit of the College.

- Newnham College Ltd sells College related memorabilia
- Newnham College Management Ltd organises maintenance and construction projects
- Newnham College Library Co Ltd provides the College with library services

Objects and purposes

The objects of the College as defined by its Charter (where they are listed along with its powers) and as registered with the Charity Commission are:

a) to establish or maintain at or near Cambridge a house or residence or residences in which female students may reside and study; and

b) to provide a liberal education for women carrying on the work of the Old Association with such modifications and changes as may from time to time appear desirable either in its present situation or elsewhere in the town of Cambridge or County of Cambridge

Since its reception into the University of Cambridge in 1958, the College has discharged these objects through the advancement of education, learning and research, particularly but not exclusively through the provision of a college for women within the University of Cambridge.

Public benefit

The Trustees on appointment are provided with a copy of "Charities and Public Benefit: Summary Guidance for Charity Trustees", and are reminded at least annually of its recommendations and requirements. The College provided in 2011/12 an education for about 568 undergraduate and graduate women students, in conjunction with the University of Cambridge, which is recognised internationally as being of the highest standard. This

NEWNHAM COLLEGE
Financial Statements
for the Year Ended 30 June 2012

Corporate Governance and Public Benefit (continued)

education develops students academically and advances their leadership qualities and interpersonal skills, and so prepares them to play full and effective roles in society. In particular, the College provides:

- teaching facilities and individual or small-group supervision, as well as pastoral, administrative and academic support through its tutorial and graduate tutorial systems;
- social, cultural, musical, recreational and sporting facilities to enable each of its students to realise as much as possible of their academic and personal potential whilst studying at the College.

The College advances research mainly by:

- providing Research Fellowships (and Teaching Fellowships) to outstanding academics at the early stages of their careers, which enables them to develop and focus on their research in this formative period before they undertake the full teaching and administrative duties of a permanent academic post;
- supporting research work pursued by its other Fellows through promoting interaction across disciplines, providing facilities and providing grants for national and international conferences, research trips and research materials;

The College maintains an extensive Library (including special collections), so providing a valuable resource for students and senior members of the College, members of other Colleges and the University of Cambridge more widely, external scholars and researchers.

1. The Trustees are satisfied that the College remains compliant with their duty in regard to public benefit. The primary beneficiaries are the resident members of the College, both students and academic staff, all of whom are directly engaged in education, learning or research. Other beneficiaries include: students and academic staff from other Colleges in Cambridge and the University of Cambridge more widely, visiting academics from other higher education institutions and visiting schoolchildren and alumnae of the College who have an opportunity to attend educational events at the College or use its academic facilities. The general public are also able to attend various educational activities in the College (such as public lectures). As a College in the University of Cambridge the primary beneficiaries are academics and students of the University, all of whom need to meet high academic standards to be appointed or admitted and that requirement stands at the core of its nature. The College admits as students those who have the highest potential for benefiting from the education provided by the College and the University and recruits as academic staff those who are able to contribute most to the academic excellence of the College, regardless of their financial, social, religious or ethnic background.
2. In order to assist undergraduates the College participates in and contributes to the Cambridge Bursary Scheme, which is approved by the Office of Fair Access.
3. To support the costs of graduate students, the College provides substantial financial support. This includes scholarships to fund fees and living costs and 'top-up' funding to fill funding shortfalls in students' funding packages.
4. The College also provides to students additional grants for the alleviation of hardship and for other purposes such as travel.

NEWNHAM COLLEGE

Corporate Governance and Public Benefit (continued)

Management of risk

The College maintains a strong system of financial and management controls. The detailed estimates for the year ahead and a rolling five year forecast are scrutinised by the Finance Committee prior to consideration and approval by the College Council in June each year. Monthly departmental management accounts are produced including comparison of budget with actual for each cost centre. Revised Forecasts of Outturn are produced mid-year to allow for an overall review of the progress of each year's finances. The College, through its senior management and committees reporting to the College Council, is active in identifying, reviewing and documenting its exposure to other major risks with a view to eliminating, reducing and/or controlling them. The College has also established an Audit Committee, chaired by the Vice-Principal, which includes within its remit management of risk and review of the College risk register.

External advisors

Auditors

Prentis & Co LLP
Chartered Accountants & Statutory Auditors
115c Milton Road
Cambridge CB4 1XE

Solicitors

Taylor Vinters
Merlin Place
Milton Road
Cambridge CB4 4DP

Ashton KCJ
Chequers House
77-81 Newmarket Road
Cambridge CB5 8EU

Mills and Reeve
112 Hills Road
Cambridge CB2 1PH

Bankers

NatWest Bank
Cambridge Market Street Branch
23 Market Street
Cambridge CB2 3PA

Investment Managers

Partners Capital Investment Group Ltd
5th Floor
5 Young Street
London W8 5EH

Cambridge Associates Limited
105 Wigmore Street
London W1U 1QY

Cambridge Associates LLC
100 Summer Street
Boston
Massachusetts 02110-2112
USA

Cambridge Investment Management Limited
The Old Schools
Trinity Lane
Cambridge
CB2 1TN

NEWNHAM COLLEGE
Financial Statements
for the Year Ended 30 June 2012

Financial Review

During the year the College continued to pursue its charitable aims in delivering, in partnership with the University of Cambridge and as a constituent part of the collegiate university, a world-class education through individual or small-group teaching as well as pastoral, administrative and academic support. The College also provides social, cultural, musical, recreational and sporting facilities to enable each of its students to realise as much as possible of their potential whilst studying at the College. Newnham's endowment resources (in the general sense) are increasingly vital if we are to maintain our high standards and they are provided, for the most part, by our alumnae, through their donations and bequests. Cambridge stands high in the global league tables of various kinds, and we believe that is in no small part due to the benefits of its being a collegiate University. Newnham is determined to play its part in contributing to that success in the future. The full cost of the College's educational provision last year was £4.11m of which £2.00m (48.7%) was received in fees and £2.11m (51.3%) derived from the College's endowment, which, in turn depends for its long term growth on the generosity of benefactors.

Substantial changes to Higher Education funding and student finance are being introduced from 2012/13, and the immediate effects of this is a revised fee arrangement for publicly funded undergraduates, larger expenditure in widening participation, and an increased concern about debt among our students. We are increasing bursary provision, hardship funds and other kinds of grants to enable students to make the most of their time with us. We are also planning for more generous provision of graduate studentships to enable the most highly achieving to go on to fulfil their potential through a further three or four years of graduate study and research.

Doubts about the future make it essential for Newnham to reach a self-financing position. The College aims in its current fundraising campaign to raise sufficient funds from benefactors to preserve small-group teaching for undergraduates, to support graduate study and also to provide bursaries in support of Newnham undergraduates from low income backgrounds as well as play a full part in the commitments of Cambridge to widening participation. This will entail a significant challenge in raising additional income streams, while continuing to exercise tight constraints on spending.

Financial Results

The College and subsidiary companies achieved a net surplus of £35k, as set out in the Income and Expenditure Account on page 14. This included £303k of donations of an unrestricted revenue nature. In addition, new legacies and donations amounting to £2,690k were received and added to the endowment. A further £9k in capital donations has been added to the Deferred Capital Reserve.

The financial results over the last five years were:

| | 2007/8 | 2008/9 | 2009/10 | 2010/11 | 2011/12 |
|-------------------------|---------|---------|---------|---------|---------|
| | £'000 | £'000 | £'000 | £'000 | £'000 |
| Income | 8,815 | 8,712 | 8,828 | 9,282 | 10,763 |
| Expenditure | (7,090) | (7,546) | (7,482) | (7,802) | (7,964) |
| | 1,725 | 1,166 | 1,346 | 1,479 | 2,799 |
| Net Transfers to funds | (2,212) | (1,379) | (1,416) | (1,196) | (2,765) |
| Net (Deficit) / Surplus | (487) | (213) | (70) | 283 | 35 |

The College has weathered the financial crisis in the global markets but its financial position remains far from being comfortable. There is still much to be done in providing for graduate students where the University sees most of its expansion in the medium term and in which Newnham hopes to participate. Further priorities include maintaining, refurbishing, and improving the historic buildings particularly in regard to reducing energy consumption and upgrading bathrooms; raising sufficient bursary and scholarship funds to support students both undergraduate and graduate in hardship; and raising funds to underpin and ensure the continued provision of small group teaching through the supervision system and individual pastoral support through our tutorial provision.

Financial Review (continued)

Benefactions and Donations

The College continues to be extremely grateful for the generous and loyal support of its alumnae. The traditional system of intensive teaching in small groups, backed by strong pastoral support, is inadequately supported by fee income (over which the College has almost no control) and increasingly requires a strong Endowment to enable it to continue. The total received in 2011/12 was £2.9 million including the recovery of Gift Aid

The College is delighted to announce the donation of £1.1 million from the Old Possum's Practical Trust during the year which has been applied to support the teaching of English at Newnham. As a result of this generous assistance we have established a linked appointment with the University, and taken over a one-third share in an established College Teaching Officer of another College. The annual telephone campaign was again well-supported by the alumnae.

The donations and fund raising costs over the last five years were:

| | 2007/8 | 2008/9 | 2009/10 | 2010/11 | 2011/12 |
|---|--------|--------|---------|---------|---------|
| | £'000 | £'000 | £'000 | £'000 | £'000 |
| Legacies and Donations | 1,961 | 1,421 | 1,090 | 1,093 | 2,993 |
| Development office costs | 212 | 246 | 281 | 234 | 262 |
| Costs as a percentage of funds received | 10.8% | 17.3% | 25.8% | 21.4% | 8.8% |

Main Endowment

The market value of the investment portfolio at 30 June 2012 was £60.1 million, invested in equities and private equities (67%), fixed interest and bonds (11%), property (8%) and unquoted securities and cash (14%). At the end of June 2012 the College distributed 3.25% of the value of the portfolio average from June 2009 to June 2012 (2010/11: 4.3%), as set out below:

| | 2007/8 | 2008/9 | 2009/10 | 2010/11 | 2011/12 |
|---|--------|--------|---------|---------|---------|
| | £m | £m | £m | £m | £m |
| Investment Assets | 58.7 | 49.2 | 53.2 | 57.8 | 60.1 |
| Actual net income | 0.6 | 0.6 | 0.4 | 0.3 | 0.3 |
| Gains / (losses) | (1.2) | (10.2) | 4.0 | 5.0 | 0.3 |
| Total Return | (0.6) | (9.6) | 4.4 | 5.3 | 0.6 |
| Endowment distribution | 2.4 | 2.5 | 2.4 | 2.5 | 1.9 |
| As a percentage of investment assets valued at year-end | 4.1% | 5.1% | 4.5% | 4.3% | 3.2% |

The College also has a small amount of commercial property which yielded rental income of £229,000.

Ethical Investment Policy and Investment Strategy

The College's Ethical Investment Policy states:

The College keeps under regular review the ethical investment of its funds. In line with the findings in the Harries case (Bishop of Oxford v. Church Commissioners, 1992) the overriding principle guiding the College's investments (though not the only one) is the financial return of the portfolio, and in principle we avoid investments in areas which are contrary to the College's Charitable purposes. Those companies or shares likely to be excluded would be those whose activities violate human rights, may harm the environment, or are otherwise contrary to the charitable objectives of the College. The College has appointed a firm of advisors which provides a range of pooled funds in which to invest. The Investment Committee is responsible for decisions on asset allocation but does not select individual stocks.

Within this framework, the College seeks to make best use of its Endowment while securing its value for the long term. The securities portfolio is unitised so that the College is able to see the change in value attributable to the management of the portfolio as distinct from the nominal total value of the investment assets which is impacted both negatively by disposals and by capital expenditures, and also positively by additional capital received in

Financial Review (continued)

bequests and donations. The College applies a 'spending rule' as part of a Total Return policy and under this, income representing a percentage of a trailing averaged value of the portfolio. The average was based on the previous five years from 2008/09 to 2010/11; from 2011/12 it was agreed to push this out to seven years starting from 2009 (a low point) and that will be the basis for further distributions until 2015/16. The percentage taken to the Income and Expenditure account is as follows:

2010/11 and earlier years from 2008/09: 4.25%

2011/12: 3.25%

2012/13: 3.0% (projected)

This phased reduction in drawdown is a result of the need to rebuild unit value subsequent to the financial crisis. So far this smoothing rule has enabled the College to maintain the cash flow from the portfolio through the recent recession. But for the next period higher priority will be given to rebuilding the unit value in order to offset the impact of inflation during the past five years.

The average unit value is calculated from June 2007 to June 2012. In June 2007 the actual unit value was £13.52; in June 2009, at its low point, the Unit value was £10.20 but by June 2012 it had risen again to £10.97 (2011: £11.26). The 5-year trailing average fell from £11.79 at 30 June 2011 to £11.36 at 30 June 2012. At June 2012, after the transfer of the £1.9m drawdown to the Income and Expenditure Account, the actual value of the investment securities at June 2012 was £55.0m (up 4.6% on 2011).

There is certainly no room for complacency and the College will continue to review its spending rule and its smoothing mechanisms during the course of 2012/13 to ensure that we are in as good a position to face the next decade as possible with the continuing instability and variability expected in global financial markets. Certainty about the future is impossible: we can only seek to be as well placed as we can be to deal with whatever emerges.

Capital Expenditure and Buildings Renewals

Expenditure on building maintenance (including staff costs) remained virtually unchanged at £1,028k. The largest projects in 2011/12 comprised upgrades to student bathrooms and kitchens and an ongoing programme of boiler replacement which will enable the college to reduce its carbon footprint. The guide-figure provided by the Royal Institute of Chartered Surveyors for prudent levels of spending to maintain historic buildings (1.8% of reinstatement costs) would indicate annual spending of £1.7m. Taking into account the College's recent high levels of capital spending on new buildings and refurbishment of property it is believed that the College is meeting that guide level over the medium to long term and expects to be in a position to return to major projects in the near future, including the eventual replacement of the Strachey building, which is now beyond its originally-expected life-span.

Reserves Policy

The College has total Capital and Reserves of £135.5m. Of this, £70.7m is the Revaluation Reserve which represents the value, in excess of cost, of the College's operational land and buildings. The operational buildings are used primarily for teaching and residential purposes and there are no related debts apart from the long term loan of £5.4m (originally £6m) used to help construct the new Kitchen/Buttery. Legacies and Gifts of almost £5m helped fund the Library project: these are held as Deferred Capital Donations (£4.5m) and released over the expected 100 year life of that building. Of the remaining reserves, £23.9m were restricted funds and £36.4m were unrestricted.

Almost all these funds were backed by the investments of £60.1m which the College regards as its true endowment since this supports the work of the College in providing income to pay for the work of providing high quality and intensive higher education and supporting research.

The College takes a long-term view of the investment portfolio and uses a total return basis for deciding on the appropriate amount to draw down each year. This is intended to protect the value of the investment portfolio in real terms and, as a result, to strike an equitable balance between the interests of the present members of the College and future generations. Any new bequests received during the year are added to unrestricted funds unless the donor has specified the use of the funds in some other way.

Mr I. M. Le M. Du Quesnay
Bursar



9 November 2012

NEWNHAM COLLEGE
for the Year Ended 30 June 2012
Responsibilities of the College Council

The College Council is responsible for preparing the financial statements in accordance with applicable law and United Kingdom Accounting Standards (United Kingdom Generally Accepted Accounting Practice).

In accordance with the College's Statutes, the College Council is responsible for the administration and management of the College's affairs.

It is responsible for ensuring that there is an effective system of internal control and that accounting records are properly kept which disclose with reasonable accuracy at any time the financial position of the College. It is required to prepare financial statements for each financial year, prepared in accordance with the Statutes of the University which show a true and fair view. The Governing Body, which appoints the auditors, receives the audited financial statements from the Council.

In causing the financial statements to be prepared, the College Council has ensured that:

- suitable accounting policies are selected and applied consistently;
- judgements and estimates are made that are reasonable and prudent;
- applicable accounting standards have been followed, subject to any material departures disclosed and explained in the financial statements;

The College Council is satisfied that the College has adequate resources to continue in operation for the foreseeable future. The financial statements are accordingly prepared on a going concern basis.

The College Council has taken reasonable steps to ensure that there are appropriate financial and management controls in place to safeguard the assets of the College and prevent and detect fraud and other irregularities.

Any system of internal financial control, however, can only provide reasonable, not absolute, assurance against material misstatement or loss. The College Council is responsible for the maintenance and integrity of the corporate and financial information included on the College's web site. Legislation in the United Kingdom governing the preparation and dissemination of financial statements may differ from legislation in other jurisdictions.

NEWNHAM COLLEGE

Auditors' Report to the College Council and Governing Body of Newnham College

We have audited the financial statements of Newnham College for the year ended 30th June 2012 which comprise the consolidated income and expenditure account, the consolidated statement of total recognised gains and losses, the consolidated and College balance sheets the consolidated cash flow statement and related notes. The financial reporting frame work that has been applied in their preparation is applicable law and United Kingdom Accounting Standards (United Kingdom Generally Accepted Accounting Practice).

This report is made solely to the College's Council as the body of trustees, and the Governing Body in accordance with College Statutes and the Statutes of the University of Cambridge. Our audit work has been undertaken so that we might state to the College Council and Governing Body those matters we are required to state to them in an auditors' report and for no other purpose. To the fullest extent permitted by law, we do not accept or assume responsibility to anyone other than the College, the Governing Body and the College Council as a body, for our audit work, for this report, or for the opinions we have formed.

Respective responsibilities of the trustees College Council and auditors

As explained more fully in the College Council's Responsibility Statement set out on page 9 the College Council is responsible for the preparation of financial statements which give a true and fair view.

We have been appointed as auditors under section 151 of the Charities Act 2011 and report in accordance with regulations under section 134 of that Act. Our responsibility is to audit and express an opinion on the financial statements in accordance with applicable law and International Standards on Auditing (UK and Ireland). Those standards require us to comply with the Auditing practices Board's (APB's) Ethical Standards for Auditors.

Scope of the audit of financial statements

An audit involves obtaining evidence about the amounts and disclosures in the financial statements sufficient to give reasonable assurance that the financial statements are free from material misstatement, whether caused by fraud or error. This includes an assessment of: whether the accounting policies are appropriate to the College's and group's circumstances and have been consistently applied and adequately disclosed; the reasonableness of significant accounting estimates made by the College Council and the overall presentation of the financial statements. In addition, we read all the financial information in the Council's Report to identify material inconsistencies with the audited financial statements. If we become aware of any apparent material misstatements or inconsistencies we consider the implications for our report.

Opinion on financial statements

In our opinion

- The financial statements give a true and fair view of the state of the group's and the College's affairs as at 30th June 2012 and of the group's income and expenditure for the year then ended;
- The financial statements have been properly prepared in accordance with the United Kingdom Generally Accepted Accounting Practice;
- The financial statements have been prepared in accordance with the requirements of the Charities Act 2011, the College's Statutes and the Statutes of the University of Cambridge;
- The contribution due from the College to the University has been correctly computed as advised in the provisional assessment by the University of Cambridge and in accordance with the provisions of Statute G,II, of the University of Cambridge.

Matters on which we are required to report by exception

We have nothing to report in respect of the following matters where the Charities Act 2011 requires us to report to you if, in our opinion:

- The information given in the College Council's Annual report is inconsistent in any material respect with the financial statements; or
- Sufficient accounting records have not been kept; or
- The financial statements are not in agreement with the accounting records and returns; or
- We have not received all the information and explanations we require for our audit.

P. E. Co. LLP
Prentis & Co LLP
Chartered Accountants and Statutory Auditors
115c Milton Road
Cambridge CB4 1XE

19 November 2012

Prentis & Co LLP is eligible to act as an auditor in terms of section 1212 of the Companies Act 2006

NEWNHAM COLLEGE
for the Year Ended 30 June 2012
Statement of Principal Accounting Policies

(i) Basis of preparation

The accounts have been prepared in accordance with the provisions of the Statutes of the College and of the University of Cambridge and applicable United Kingdom Accounting Standards. In addition, the financial statements comply with the "Statement of Recommended Practice: Accounting for Further and Higher Education Institutions" (the SORP).

The Income and Expenditure Account includes activity analysis in order to demonstrate that the College is satisfying its obligations to the University of Cambridge with regard to the use of public funds. The analysis required by the SORP is set out in note 7.

(ii) Basis of accounting

The financial statements have been prepared under the historical cost convention, as modified by the revaluation of investment assets and certain land and buildings.

(iii) Basis of consolidation

The consolidated financial statements consolidate the financial statements of the College and its three wholly owned subsidiary undertakings for the year ended 30 June 2012. Inter-group balances are eliminated on consolidation. The activities of student societies have not been consolidated.

(iv) Recognition of income

Academic fees are recognised in the period to which they relate and include all fees chargeable to students and their sponsors.

Donations and bequests are recognised on receipt or where there is certainty of future receipt and the value can be measured reliably. Donations with a condition that only the income may be spent are credited to the balance sheet as permanent capital funds. Unrestricted funds received are designated as capital or as income in the year of receipt by the College Council.

Donations received for the purpose of helping to fund the construction of tangible, depreciating assets such as buildings, are credited to the Deferred Capital Reserve. When the related capital expenditure has been incurred, funds are released from this Reserve over the estimated useful life of the assets in line with the depreciation policy for those assets.

From 1st July 2007 a total return policy has been applied in relation to the College's investment in securities. Under this policy 4.25% of the trailing 5 year quarterly average values of the investments was taken to the Income and Expenditure Account in the years 2008/09 to 2010/11. For 2011/12, 3.25% of the trailing quarterly average values from the 2009 low point has been taken to the Income and Expenditure Account. The remainder of the change in value of the investments is shown in the Statement of Recognised Gains and Losses.

(v) Pension schemes

The College participates in the Universities Superannuation Scheme (USS) and the Cambridge Colleges Federated Pension Scheme (CCFPS). These are both defined benefit schemes which are externally funded and contracted out of the State Second Pension (S2P). The funds are valued every three years by professionally qualified independent actuaries using the projected unit method, the rates of contribution payable being determined by the trustee on the advice of the actuary.

The assets of the USS are held in a separate trustee-administered fund. The College is unable to identify its share of the underlying assets and liabilities of the scheme on a consistent and reasonable basis and therefore, as required by FRS 17: 'Retirement Benefits', accounts for the scheme as if it were a defined contribution scheme. As a result, the amount charged to the income and expenditure account represents the contributions payable to the scheme in respect of the accounting period.

The assets and liabilities of the CCFPS are held separately. Pension costs are assessed in accordance with the advice of the actuary, based on the latest actuarial valuation of the scheme, and are accounted for on the basis of charging the cost of providing pensions over the period during which the institution benefits from the employees' services.

NEWNHAM COLLEGE
for the Year Ended 30 June 2012

Statement of Accounting Policies - continued

(vi) Tangible fixed assets

a. Land and buildings

The buildings on the College's main site have been treated as tangible fixed assets and valued on the basis of their depreciated replacement cost. The valuation on 30 June 2011 was carried out by Carter Jonas, Chartered Surveyors. Freehold buildings are depreciated on a straight line basis over their expected useful economic life of 100 years. Properties are re-lifed on revaluation. Freehold land is not depreciated and the value of the land comprising the College's main site is included in the balance sheet.

Where land and buildings are acquired with the aid of specific bequests or donations they are capitalised and depreciated as above. The related benefactions are credited to a deferred capital account and are released to the Income and Expenditure Account over the expected useful economic life of the related asset on a basis consistent with the depreciation policy.

Finance costs which are directly attributable to the construction of buildings are capitalised as part of the cost of those assets.

A review for impairment of a fixed asset is carried out if events or changes in circumstances indicate that the carrying amount of the fixed asset may not be recoverable.

Buildings under construction are valued at cost, based on the value of architects' certificates and other direct costs incurred to the Balance Sheet date. They are not depreciated until they are brought into use.

b. Maintenance of premises

The cost of routine maintenance is charged to the Income and Expenditure account as it is incurred. The College also sets aside sums to meet major maintenance costs which occur on an irregular basis. These are disclosed as designated funds.

c. Furniture, fittings and equipment

Furniture, fittings and equipment costing less than £10,000 per individual item or group of related items is written off in the year of acquisition. All other assets are capitalised and depreciated over their expected useful life as follows:

| | |
|--|----------------------|
| Books, furniture and fittings | 5% and 10% per annum |
| Catering heating and ventilation equipment | 5% per annum |
| Major computer software | 10% per annum |
| Computer equipment | 25% per annum |

Where equipment is acquired with the aid of specific bequests or donations the income is credited to a deferred capital account and income released to the Income and Expenditure Account over the same period of depreciation as the furniture or equipment to which it relates.

d. Heritage Assets

The College holds and conserves a number of collections, artefacts and other assets of historical, artistic or scientific interest. In accordance with FRS15 and FRS30 heritage assets acquired before 1 July 1999 have not been capitalised since reliable estimates of cost or value are not available on a cost-benefit basis. Acquisitions since then have been capitalised to the extent to which they are material. They have not been depreciated since their long economic life and high residual value mean that any depreciation would not be material.

NEWNHAM COLLEGE
for the Year Ended 30 June 2012

Statement of Accounting Policies - continued

(vii) Investments

Fixed asset and endowment asset investments are included in the balance sheet at market value. All College properties off the main site are treated as investment assets and shown as estate properties. They are valued at market value once every five years by a professional valuer (Carter Jonas) and revalued on the balance sheet accordingly. Desktop revaluations are performed in intervening years. Investments in subsidiaries are held at cost in the College's Balance Sheet. Their value is reviewed annually and provision made for any impairment identified.

(viii) Stocks

Stocks are valued at the lower of cost and net realisable value. Where necessary, provision is made for obsolete, slow-moving and defective stocks

(ix) Provisions

Provisions are recognised when the College has a present legal or constructive obligation as a result of a past event, when it is probable that a transfer of economic benefit will be required to settle the obligation, and a reliable estimate can be made of the amount of the obligation.

(x) Foreign currencies

Transactions denominated in foreign currencies are recorded at the rate of exchange ruling at the dates of the transactions. Monetary assets and liabilities denominated in foreign currencies are translated into sterling at year end rates or, where there are related forward foreign exchange contracts, at contract rates. The resulting exchange differences are dealt with in the determination of income and expenditure for the financial year. The main foreign currencies contained within the investment portfolio were hedged to limit the College's exposure to fluctuations on a reducing basis in 2011/12; in future 40% of the investment value will be held in Sterling or hedged back to Sterling.

(xi) Taxation

The College is a registered charity and accordingly is exempt from taxation in respect of income or capital gains received within the categories covered by Section 505 of the Taxes Act 1988 or Section 256 of the Taxation of Chargeable Gains Act 1992 to the extent that such income or gains are applied to exclusively charitable purposes. The College receives no similar exemption in respect of Value Added Tax.

(xii) Contribution under Statute G,II

The College is liable to be assessed for Contribution under the provisions of Statute G,II of the University of Cambridge. Contribution is used to fund grants to colleges from the Colleges Fund. The College is now more often than not a net contributor to the fund.

NEWNHAM COLLEGE

Consolidated Income and Expenditure Account for the Year Ended 30 June 2012

| | | 2011/12 £ | 2010/11 £ |
|---|------|----------------------|-----------------------|
| INCOME | Note | | |
| Academic Fees and Charges | 1 | 2,103,777 | 2,009,270 |
| Residences, Catering, and Conferences | 2 | 3,481,592 | 3,374,319 |
| Endowment Income | 3a | 4,893,796 | 3,621,669 |
| Other Charges and Income | 4 | 234,457 | 227,226 |
| Release of Capital Grants from Deferred Capital Reserve | 18 | 49,942 | 49,395 |
| Total Income | | <u>10,763,564</u> | <u>9,281,879</u> |
| EXPENDITURE | | | |
| Education | 5 | 4,112,598 | 3,985,664 |
| Residences, Catering and Conferences | 6 | 3,320,253 | 3,293,848 |
| Other | | 234,876 | 199,685 |
| Total Expenditure | | <u>7,667,727</u> | <u>7,479,197</u> |
| Operating Surplus before Loan Interest Payable | | 3,095,837 | 1,802,682 |
| Loan Interest | | (273,153) | (301,013) |
| Operating Surplus | | 2,822,684 | 1,501,669 |
| Contribution to Colleges Fund Under Statute G,II | | (23,000) | (22,000) |
| NET SURPLUS before transfers | | <u>2,799,684</u> | <u>1,479,669</u> |
| Transfers to and from Reserves and Funds | | (2,765,013) | (1,196,278) |
| NET SURPLUS to General Capital | | <u><u>34,671</u></u> | <u><u>283,391</u></u> |

All items dealt with in arriving at the surplus for 2011/12 and 2010/11 relate to continuing operations.

The difference between the results as disclosed in the income and expenditure account and the results on an unmodified historical cost basis is not material.

The notes on pages 19 to 27 form part of these accounts.

NEWNHAM COLLEGE

Consolidated Statement of Total Recognised Gains and Losses

for the Year Ended 30 June 2012

| | Restricted Funds £ | Unrestricted Funds £ | Total 30 June 12 £ | Total 30 June 11 £ |
|--|--------------------------|----------------------------|--------------------------|--------------------------|
| Balance brought forward 1 July | <u>27,514,472</u> | <u>107,114,277</u> | <u>134,628,749</u> | <u>123,487,446</u> |
| Appreciation of Investment Assets (Note 3b) | (587,354) | (746,165) | (1,333,519) | 2,816,262 |
| Revaluation of College Property (Note 20) | | - | - | 6,578,000 |
| Actuarial gain / (loss) on CCFPS pension deficit provision | - | (559,514) | (559,514) | 304,971 |
| Capital donations for Library project put to Deferred Capital Reserve (Note 18) | 9,423 | - | 9,423 | 3,566 |
| Transfers to Reserves and Funds | 1,537,718 | 1,184,223 | 2,721,941 | 1,204,507 |
| Retained Income and Expenditure Account surplus for the year | - | 34,671 | 34,671 | 283,391 |
| Release of capital grants from Deferred Capital Reserve to I&E Account (Note 18) | (49,942) | - | (49,942) | (49,395) |
| Total Recognised Gains / (Losses) for the year | <u>909,845</u> | <u>(86,785)</u> | <u>823,060</u> | <u>11,141,302</u> |
| Balance carried forward at 30 June | <u>28,424,319</u> | <u>107,027,490</u> | <u>135,451,809</u> | <u>134,628,749</u> |


NEWNHAM COLLEGE
Consolidated Balance Sheets
At 30 June 2012

| | Note | 2012 | | 2011 | |
|--|------|-------------------|--------------------|--------------------|--------------------|
| | | £ | £ | £ | £ |
| FIXED & ENDOWMENT ASSETS | | | | | |
| Tangible Assets | 9 | | 81,836,067 | | 82,414,616 |
| Fixed Asset Investments | 10 | 19,300,769 | | 17,823,524 | |
| Endowment Asset Investments | 10 | 40,783,444 | | 39,962,190 | |
| | | | 60,084,213 | | 57,785,714 |
| | | | <u>141,920,280</u> | | <u>140,200,330</u> |
| CURRENT ASSETS | | | | | |
| Stock | 11 | 183,099 | | 175,528 | |
| Debtors | 12 | 353,039 | | 406,921 | |
| Cash at bank | | 1,062,750 | | 406,207 | |
| | | <u>1,598,888</u> | | <u>988,656</u> | |
| CURRENT LIABILITIES | | | | | |
| Creditors: Amounts Falling Due Within One Year | 13 | (1,843,963) | | (764,521) | |
| Net Current Assets / (Liabilities) | | | (245,075) | | 224,135 |
| Total Assets less Current Liabilities | | | 141,675,205 | | 140,424,465 |
| Creditors: Amounts Falling Due In More Than One Year | 14 | | (5,238,343) | | (5,326,447) |
| Pension Liability | 21b | | (985,053) | | (469,270) |
| NET ASSETS | | | <u>135,451,809</u> | | <u>134,628,748</u> |
| CAPITAL AND RESERVES | | | | | |
| | | Restricted Funds | Unrestricted Funds | Total 2011/12 | Total 2010/11 |
| | | £ | £ | £ | £ |
| Deferred Capital Donations | 18 | 4,506,793 | | 4,506,793 | 4,547,568 |
| Endowments | 19 | | | | |
| Expendable endowments | | 4,701,400 | | 4,701,400 | 4,755,162 |
| Permanent endowments | | 19,216,126 | 16,865,918 | 36,082,044 | 35,207,028 |
| | | <u>23,917,526</u> | <u>16,865,918</u> | <u>40,783,444</u> | <u>39,962,190</u> |
| Reserves | 20 | | | | |
| General Reserves | | | 20,431,175 | 20,431,175 | 19,872,810 |
| Revaluation Reserve | | | 70,715,450 | 70,715,450 | 70,715,450 |
| Pensions Reserve | | | (985,053) | (985,053) | (469,270) |
| | | | <u>90,161,572</u> | <u>90,161,572</u> | <u>90,118,990</u> |
| TOTAL | | <u>28,424,319</u> | <u>107,027,490</u> | <u>135,451,809</u> | <u>134,628,748</u> |


These financial statements were approved by Newnham College Council on 9 November 2012

and signed on its behalf by:

Professor Dame Carol Black (Principal)



Mr Ian M. Le M. Du Quesnay (Bursar)



NEWNHAM COLLEGE

College Balance Sheet



At 30 June 2012

| | Note | 2012 | | 2011 | |
|--|------|--------------------------|---------------------------|---------------------------|---------------------------|
| | | £ | £ | £ | £ |
| FIXED & ENDOWMENT ASSETS | | | | | |
| Tangible Assets | 9 | | 81,589,866 | | 82,161,616 |
| Fixed Asset Investments | 10 | 19,680,775 | | 18,203,530 | |
| Endowment Asset Investments | 10 | <u>40,783,444</u> | | <u>39,962,190</u> | |
| | | | 60,464,219 | | 58,165,720 |
| | | | <u>142,054,085</u> | | <u>140,327,336</u> |
| CURRENT ASSETS | | | | | |
| Stock | 11 | 164,139 | | 164,425 | |
| Debtors | 12 | 356,170 | | 405,386 | |
| Cash at Bank | | <u>1,053,551</u> | | <u>400,465</u> | |
| | | 1,573,860 | | 970,276 | |
| CURRENT LIABILITIES | | | | | |
| Creditors: Amounts Falling Due Within One Year | 13 | <u>(1,995,594)</u> | | <u>(912,346)</u> | |
| Net Current Assets / (Liabilities) | | | (421,734) | | 57,930 |
| Total Assets less Current Liabilities | | | <u>141,632,351</u> | | <u>140,385,266</u> |
| Creditors: Amounts Falling Due In More Than One Year | 14 | | (5,238,343) | | (5,326,447) |
| Pension Liability | 21b | | (985,053) | | (469,270) |
| NET ASSETS | | | <u><u>135,408,955</u></u> | | <u><u>134,589,549</u></u> |
| CAPITAL AND RESERVES | | | | | |
| | | Restricted Funds | Unrestricted Funds | Total 2011/12 | Total 2010/11 |
| | | £ | £ | £ | £ |
| Deferred Capital Donations | 18 | <u>4,506,793</u> | | <u>4,506,793</u> | <u>4,547,568</u> |
| Endowments | 19 | | | | |
| Expendable endowments | | 4,701,400 | | 4,701,400 | 4,755,162 |
| Permanent endowments | | 19,216,126 | 16,865,918 | 36,082,044 | 35,207,028 |
| | | <u>23,917,526</u> | <u>16,865,918</u> | <u>40,783,444</u> | <u>39,962,190</u> |
| Reserves | 20 | | | | |
| General Reserves | | | 20,388,321 | 20,388,321 | 19,833,611 |
| Revaluation Reserve | | | 70,715,450 | 70,715,450 | 70,715,450 |
| Pensions Reserve | | | (985,053) | (985,053) | (469,270) |
| | | | <u>90,118,718</u> | <u>90,118,718</u> | <u>90,079,791</u> |
| TOTAL | | <u><u>28,424,319</u></u> | <u><u>106,984,636</u></u> | <u><u>135,408,955</u></u> | <u><u>134,589,549</u></u> |

These financial statements were approved by Newnham College Council on 9 November 2012 and signed on its behalf by:

Professor Dame Carol Black (Principal)

Mr Ian M. Le M. Du Quesnay (Bursar)

NEWNHAM COLLEGE

Consolidated Cash Flow Statement

for the Year Ended 30 June 2012

| | 2011/12 £ | 2010/11 £ |
|---|------------------|------------------|
| Reconciliation of operating surplus to net cash inflow from operating activities | | |
| Operating Surplus / (Deficit) | 34,671 | 283,391 |
| Add: Depreciation | 599,421 | 681,120 |
| Surplus on sale of investment properties | (48,766) | (14,680) |
| Capital Grants released in year | (49,942) | (49,395) |
| Transfers | 2,721,940 | 1,204,506 |
| FRS 17 adjustments | (43,731) | (18,965) |
| Investment income and interest received | (1,628,796) | (2,221,591) |
| (Increase) / Decrease in Stocks | (7,571) | 2,640 |
| (Increase) / Decrease in Debtors | 53,882 | (108,742) |
| Increase / (Decrease) in Creditors | 1,079,357 | (73,094) |
| Net Cash Inflow / (Outflow) from Operating Activities | 2,710,465 | (314,810) |

CASH FLOW STATEMENT

| | | |
|--|--------------------|------------------|
| Net Cash Inflow / (Outflow) from Operating Activities | 2,710,465 | (314,810) |
| Returns on Investments and Servicing of Finance | | |
| Investment Income | 286,886 | 803,380 |
| Interest Received | 6,132 | 3,842 |
| Interest Paid | (202,684) | (292,538) |
| Net cash inflow from returns on investment | 90,334 | 514,684 |
| Capital Expenditure and Financial Investment | | |
| Receipts from sale of investment properties | 168,766 | 14,680 |
| Receipts from capital donations to Library project | 9,423 | 3,566 |
| | 178,189 | 18,246 |
| Expenditure on tangible fixed assets | (20,873) | (44,772) |
| Expenditure on investment assets | (2,213,470) | (18,828) |
| Capital paid off loan | (88,103) | (147,162) |
| | (2,322,446) | (210,762) |
| Net Cash Inflow / (Outflow) from Investing Activities | (2,144,257) | (192,516) |
| Increase / (Decrease) in Cash in the year | 656,542 | 7,358 |

Reconciliation of net cash flow to movement in net liquid assets

| | | |
|--|------------------|----------------|
| Increase in Cash in the year | 656,542 | 7,358 |
| Net liquid funds brought forward at 1 July | 406,207 | 398,849 |
| Net liquid funds carried forward at 30 June | 1,062,750 | 406,207 |

NEWNHAM COLLEGE

Notes to the Accounts

At 30 June 2012

1. ACADEMIC FEES AND CHARGES

| | 2011/12 £ | 2010/11 £ |
|--|------------------|------------------|
| COLLEGE FEES | | |
| Fee Income paid on behalf of Undergraduates eligible for Student Support (per Capita Fee £3,951; 2010/11 £3,861) | 1,318,526 | 1,248,642 |
| Other Undergraduate Fee Income (per Capita Fee £ 5,348; 2010/11 £4,862) | 297,788 | 280,961 |
| Graduate Fee Income (per Capita Fee £2,280; 2010/11 £2,229) | 380,056 | 368,473 |
| | <u>1,996,370</u> | <u>1,898,076</u> |
| Teaching Grants | 56,161 | 44,669 |
| Recoveries from other Colleges | 46,020 | 59,999 |
| Other Fees and Charges | 5,226 | 6,526 |
| | <u>2,103,777</u> | <u>2,009,270</u> |

2. RESIDENCES, CATERING, AND CONFERENCES INCOME

| | 2011/12 £ | 2010/11 £ |
|---------------------------------|------------------|------------------|
| Accommodation | 2,004,425 | 1,853,812 |
| College Members Conferences | 279,141 | 336,023 |
| Catering | 803,177 | 724,451 |
| College Members Conferences | 218,599 | 283,783 |
| Rents from College Subsidiaries | 176,250 | 176,250 |
| | <u>3,481,592</u> | <u>3,374,319</u> |

3. ENDOWMENT INCOME

3a Analysis of Endowment Income

| | Restricted Funds £ | Unrestricted Funds £ | 2011/12 Total £ | 2010/11 Total £ |
|---|--------------------------|----------------------------|-----------------------|-----------------------|
| Total return recognised in Income & Expenditure Account (note 3b) | 728,418 | 1,173,207 | 1,901,625 | 2,522,604 |
| Donations and Bequests | 1,962,886 | 1,029,284 | 2,992,171 | 1,099,065 |
| | <u>2,691,304</u> | <u>2,202,492</u> | <u>4,893,796</u> | <u>3,621,669</u> |

3b Summary of Total Return

| | Restricted Funds £ | Unrestricted Funds £ | 2011/12 Total £ | 2010/11 Total £ |
|---|--------------------------|----------------------------|-----------------------|-----------------------|
| Income from: | | | | |
| Freehold Land and Buildings | 0 | 229,200 | 229,200 | 215,315 |
| Quoted Securities and cash | 21,386 | 34,446 | 55,832 | 85,015 |
| | <u>21,386</u> | <u>263,645</u> | <u>285,032</u> | <u>300,330</u> |
| (Losses)/Gains on Investment Assets | | | | |
| Freehold Land and Buildings | 0 | 23,549 | 23,549 | (379,148) |
| Quoted and Other Securities and Cash | 119,678 | 139,848 | 259,526 | 5,417,685 |
| | <u>119,678</u> | <u>163,397</u> | <u>283,075</u> | <u>5,038,537</u> |
| Total Return for the year | 141,064 | 427,042 | 568,106 | 5,338,866 |
| Transfer to Income and Expenditure Account (Note 3a) | (728,418) | (1,173,207) | (1,901,625) | (2,522,604) |
| (Deficit)/surplus on Total Return retained in Statement of Total Total Recognised Gains and Losses | <u>(587,354)</u> | <u>(746,165)</u> | <u>(1,333,519)</u> | <u>2,816,262</u> |

NEWNHAM COLLEGE

Notes to the Accounts - continued

| 4. OTHER INCOME | 2011/12 £ | 2010/11 £ |
|---------------------------------|----------------|----------------|
| College Events | 52,118 | 51,967 |
| Non-Collegiate income | 27,195 | 32,455 |
| Sundry charges and other income | 155,144 | 142,804 |
| | 234,457 | 227,226 |

| 5. EDUCATION EXPENDITURE | 2011/12 £ | 2010/11 £ |
|------------------------------|------------------|------------------|
| Teaching | 2,228,572 | 2,207,207 |
| Tutorial | 662,795 | 626,509 |
| Admissions | 307,889 | 298,843 |
| Research | 337,279 | 355,902 |
| Scholarships and Awards | 407,657 | 333,252 |
| Other Educational Facilities | 168,404 | 163,950 |
| Total | 4,112,598 | 3,985,663 |

| 6. RESIDENCES, CATERING, AND CONFERENCES EXPENDITURE | 2011/12 £ | 2010/11 £ |
|--|------------------|------------------|
| Accommodation | 2,129,030 | 2,109,547 |
| College Members | | |
| Conferences | 64,486 | 69,904 |
| Catering | 927,811 | 860,607 |
| College Members | | |
| Conferences | 198,926 | 253,790 |
| Total | 3,320,253 | 3,293,848 |

| 7. ANALYSIS OF EXPENDITURE BY ACTIVITY | Staff Costs (Note 8) £ | Other Operating Expenses £ | Depreciation £ | 2011/12 Total £ | 2010/11 Total £ |
|---|------------------------------|-------------------------------|-------------------|-----------------------|-----------------------|
| Education (Note 5) | 1,890,615 | 1,954,112 | 267,871 | 4,112,598 | 3,985,664 |
| Residences, Catering & Conferences (Note 6) | 1,581,472 | 1,407,230 | 331,550 | 3,320,253 | 3,293,848 |
| Other | 22,026 | 212,850 | - | 234,876 | 199,685 |
| | 3,494,113 | 3,574,193 | 599,421 | 7,667,727 | 7,479,197 |

| | | |
|--|---------|---------|
| Including: Auditors Fees - as auditors | 12,255 | 11,860 |
| - for other work | 1,800 | - |
| Cost of Fundraising | 261,665 | 234,048 |

| 8. STAFF AND FELLOWS | College Fellows 2011/12 £ | Academics 2011/12 £ | Non - Academics 2011/12 £ | Total 2011/12 £ | Total 2010/11 £ |
|-----------------------|---------------------------------|---------------------------|---------------------------------|-----------------------|-----------------------|
| Staff Costs | | | | | |
| Emoluments | 472,519 | 78,219 | 2,388,136 | 2,938,874 | 2,813,703 |
| Social Security Costs | 23,562 | 2,323 | 162,544 | 188,429 | 200,559 |
| Other Pension Costs | 64,906 | 4,978 | 296,926 | 366,810 | 412,305 |
| | 560,987 | 85,520 | 2,847,606 | 3,494,113 | 3,426,567 |

No officers or employees of the College, including the Head of House, received emoluments exceeding £100,000 in either 2011/12 or 2010/11.

| Average Staff Numbers | College Fellows | Academics | Non - Academics | Total | Total |
|--------------------------------|-----------------|-----------|-----------------|------------|------------|
| Academic | 43 | 5 | - | 48 | 58 |
| Non-Academics | - | - | 98 | 98 | 94 |
| | 43 | 5 | 98 | 146 | 152 |
| Fellows - full time stipendary | 12 | | full time | | |
| Fellows - part time stipendary | 31 | | equivalents | | |
| Fellows - non-stipendary | 10 | | | | |

NEWNHAM COLLEGE

Notes to the Accounts - continued

9. TANGIBLE FIXED ASSETS

| | College Land £ | College Buildings £ | Furniture & Equipment £ | Library Books and Equipment | 2011/12 Total £ | 2010/11 Total £ |
|-----------------------------|-------------------|------------------------|----------------------------|-----------------------------|--------------------|--------------------|
| COST/VALUATION | | | | | | |
| At 30 June 2011 | 32,608,000 | 48,742,000 | 1,173,611 | 504,960 | 83,028,571 | 78,633,799 |
| Additions | - | - | - | 20,873 | 20,873 | 44,772 |
| Disposals | - | - | - | - | - | - |
| Revaluation During the Year | - | - | - | - | - | 4,350,000 |
| At 30 June 2012 | <u>32,608,000</u> | <u>48,742,000</u> | <u>1,173,611</u> | <u>525,833</u> | <u>83,049,444</u> | <u>83,028,571</u> |
| DEPRECIATION | | | | | | |
| At 30 June 2011 | - | - | 361,995 | 251,960 | 613,955 | 2,160,835 |
| Provided for the year | - | 487,420 | 84,330 | 27,671 | 599,421 | 681,120 |
| Disposals | - | - | - | - | - | - |
| Written back on Revaluation | - | - | - | - | - | (2,228,000) |
| At 30 June 2012 | <u>-</u> | <u>487,420</u> | <u>446,325</u> | <u>279,631</u> | <u>1,213,376</u> | <u>613,955</u> |
| Net Book value | | | | | | |
| At 30 June 2012 | <u>32,608,000</u> | <u>48,254,580</u> | <u>727,286</u> | <u>246,202</u> | <u>81,836,067</u> | <u>82,414,616</u> |
| At 30 June 2011 | <u>32,608,000</u> | <u>48,742,000</u> | <u>811,616</u> | <u>253,000</u> | <u>82,414,616</u> | <u>76,472,964</u> |

The library books and equipment do not form part of the College assets.

The valuation of College buildings was carried out by Carter Jonas, Chartered Surveyors at 30th June 2011 on the basis of market value for existing use, plus current gross replacement costs of improvements, less allowance for physical deterioration and obsolescence. Carter Jonas also performed an impairment review as at 30th June 2012.

The amount of finance cost capitalised during 2011/12 was nil (2010/11 nil). The freehold College buildings at 30 June 2012 were insured at reinstatement costs of £95.4m.

| 10. FIXED and ENDOWMENT ASSETS - Investments | Securities and Cash | Property | 2011/12 £ | 2010/11 £ |
|---|---------------------|------------------|-------------------|-------------------|
| At 30 June 2011 | 52,590,839 | 5,194,875 | 57,785,714 | 53,243,716 |
| Additions | 2,749,987 | 18,470 | 2,768,457 | 1,740,416 |
| Disposals | 0 | (106,086) | (106,086) | 0 |
| Appreciation / (Loss) on Disposals or Revaluation | (346,486) | (17,384) | (363,870) | 2,801,582 |
| At 30 June 2012 | <u>54,994,338</u> | <u>5,089,875</u> | <u>60,084,213</u> | <u>57,785,714</u> |
| Represented by: | | | | |
| Estate Properties | | | 5,089,875 | 5,194,875 |
| Quoted Securities - Equities | | | 40,323,664 | 36,291,151 |
| Quoted Securities - Fixed Interest | | | 6,552,176 | 7,407,520 |
| Unquoted | | | 7,895,566 | 8,689,518 |
| Cash Held For Reinvestment | | | 222,932 | 202,650 |
| | | | <u>60,084,213</u> | <u>57,785,714</u> |
| Fixed Asset Investments | | | 19,300,769 | 17,823,524 |
| Endowment Asset Investments | | | 40,783,444 | 39,962,190 |
| Total Investments | | | <u>60,084,213</u> | <u>57,785,714</u> |

The valuation of the investment properties was carried out by Carter Jonas, Chartered Surveyors at 30 June 2012 at market value. The stock exchange investments were valued at mid-market price at the Balance Sheet dates.

NEWNHAM COLLEGE

Notes to the Accounts - continued

11. STOCK

| | 2011/12 | | 2010/11 | |
|-------------------------------------|----------------|-------------------|----------------|-------------------|
| | College £ | Consolidated £ | College £ | Consolidated £ |
| Food and Drink | 18,138 | 18,138 | 18,075 | 18,075 |
| Wine | 136,420 | 136,420 | 138,416 | 138,416 |
| Memorabilia | - | 18,960 | - | 11,103 |
| Linen, Cleaning Materials and Other | 9,581 | 9,581 | 7,934 | 7,934 |
| | 164,139 | 183,099 | 164,425 | 175,528 |

12. DEBTORS

| | 2011/12 | | 2010/11 | |
|---------------------------------------|----------------|-------------------|----------------|-------------------|
| | College £ | Consolidated £ | College £ | Consolidated £ |
| Taxes due from Government Departments | 103,046 | 113,779 | 20,974 | 30,049 |
| Grants receivable | 20,250 | 20,250 | 19,175 | 19,175 |
| Due from Subsidiary Companies | 17,593 | - | 10,040 | - |
| Trade Debtors | 109,720 | 109,720 | 239,363 | 239,363 |
| Sundry Debtors and Prepayments | 105,561 | 109,290 | 115,834 | 118,334 |
| | 356,170 | 353,039 | 405,386 | 406,921 |

13. CREDITORS: AMOUNTS FALLING DUE WITHIN ONE YEAR

| | 2011/12 | | 2010/11 | |
|-----------------------------------|------------------|-------------------|----------------|-------------------|
| | College £ | Consolidated £ | College £ | Consolidated £ |
| Trade Creditors | 246,056 | 246,056 | 148,365 | 148,365 |
| Loan Repayments of Capital | 196,344 | 196,344 | 147,793 | 147,793 |
| Contribution due to Colleges Fund | 23,000 | 23,000 | 22,000 | 22,000 |
| Due to Subsidiary Companies | 155,958 | - | 161,330 | - |
| Taxes and social security costs | 64,008 | 64,008 | 82,225 | 82,225 |
| Student deposits and accounts | 178,785 | 178,785 | 174,167 | 174,167 |
| Accruals and Sundry Creditors | 1,131,443 | 1,135,770 | 176,466 | 189,971 |
| | 1,995,594 | 1,843,963 | 912,346 | 764,521 |

14. CREDITORS: AMOUNTS FALLING DUE AFTER MORE THAN ONE YEAR

| | 2011/12 £ | 2010/11 £ |
|-----------|------------------|------------------|
| Bank Loan | 5,238,343 | 5,326,447 |

The bank loan is secured on certain College freehold properties and is subject to interest capped under a swap agreement at 5.24% for 25 years from 2007. Repayments commenced in 2007 and will be made over the 25 years to June 2032.

15. RELATED PARTY TRANSACTIONS

Owing to the nature of the College's operations and the composition of the College Council and Governing Body it is inevitable that transactions will take place with organisations in which a member of the Governing Body may have an interest. All transactions involving organisations in which a member of the College Council or Governing Body may have an interest are conducted at arm's length and in accordance with the College's normal procedures

16. CAPITAL COMMITMENTS

At 30 June 2012 the College had the following capital commitments not provided for in these accounts:

| | 2011/12 | 2010/11 |
|--------------------------|---------|---------|
| - contracted for | NIL | £29,000 |
| - not yet contracted for | NIL | NIL |

17. FINANCIAL COMMITMENTS

At 30 June 2012 and 30 June 2011 the College had no annual commitments under non-cancellable operating leases. The College has committed to investing in various private equity funds over approximately the next four years to June 2015. A total of £3.51m (2011: £3.53m) may be called up for investment at any point in that period. These commitments will be met from the sale of other investments currently held as proxies for private equity funds.

NEWNHAM COLLEGE

Notes to the Accounts - continued

| | Total 2011/12 £ | Total 2010/11 £ |
|---|-----------------------|-----------------------|
| 18. DEFERRED CAPITAL DONATIONS | | |
| Balance brought forward 1 July 2011 | 4,547,568 | 4,593,397 |
| Capital donations received in year | 9,167 | 3,566 |
| Released to Income and Expenditure Account | (49,942) | (49,395) |
| Balance carried forward 30 June 2012 | 4,506,793 | 4,547,568 |

19. ENDOWMENTS

| | Permanent Endowment | | | Expendible Restricted £ | Total 2011/12 £ | Total 2010/11 £ |
|---|---------------------|-------------------|-------------------|-------------------------------|-----------------------|-----------------------|
| | Restricted £ | Unrestricted £ | Total £ | | | |
| Balance brought forward 1 July 2011 | | | | | | |
| Capital | 17,801,628 | 16,977,346 | 34,778,974 | 4,450,827 | 39,229,801 | 37,413,366 |
| Unspent income | 492,346 | 17,940 | 510,286 | 222,103 | 732,389 | 364,300 |
| | 18,293,974 | 16,995,286 | 35,289,260 | 4,672,930 | 39,962,190 | 37,777,666 |
| New endowments | 1,343,679 | 0 | 1,343,679 | 293,953 | 1,637,632 | 353,736 |
| Endowment Asset Investments income | 581,734 | 300,271 | 882,005 | 146,684 | 1,028,689 | 1,423,575 |
| Expenditure | (535,290) | (300) | (535,590) | (292,671) | (828,261) | (308,443) |
| Transfer to/from I&E | (114) | (202,602) | (202,716) | 0 | (202,716) | (880,720) |
| Net | 1,390,009 | 97,369 | 1,487,378 | 147,966 | 1,635,344 | 588,148 |
| Increase in market value of investments | (467,857) | (284,907) | (752,764) | (119,497) | (872,261) | 1,596,376 |
| | 19,216,126 | 16,807,748 | 36,023,874 | 4,701,399 | 40,725,273 | 39,962,190 |
| Capital | 18,610,471 | 16,842,068 | 35,452,539 | 4,657,977 | 40,110,516 | 39,229,801 |
| Unspent income | 605,655 | 23,850 | 629,505 | 43,422 | 672,928 | 732,389 |
| Balance carried forward 30 June 2012 | 19,216,126 | 16,865,918 | 36,082,044 | 4,701,399 | 40,783,444 | 39,962,190 |

20. RESERVES

| | General Reserves | Fixed Asset Revaluation Reserve | Pensions Reserve (Note 21b) | 2011/12 £ | 2010/11 £ |
|--|---------------------|---------------------------------------|-----------------------------------|-------------------|-------------------|
| At 30 June 2011 | 19,872,810 | 70,715,450 | (469,270) | 90,118,990 | 81,116,387 |
| Surplus for the year | (9,060) | | 43,731 | 34,671 | 283,391 |
| Net Transfers | 1,086,854 | | | 1,086,854 | 616,355 |
| Reduction / (Increase) in liability recognised in the year | | | (559,514) | (559,514) | 304,971 |
| Increase / (decrease) in value | (519,429) | | | (519,429) | 1,219,886 |
| Surplus on Revaluation at 30 June 2011 | | | | 0 | 4,350,000 |
| Depreciation written back on revaluation | | | | 0 | 2,228,000 |
| At 30 June 2012 | 20,431,175 | 70,715,450 | (985,053) | 90,161,572 | 90,118,990 |

The Fixed Asset Revaluation Reserve represents the value of College land and buildings in excess of book cost

| | | |
|------------------------|-------------------|-------------------|
| Total Endowments | 40,783,444 | 39,962,190 |
| Total General Reserves | 20,431,175 | 19,829,863 |
| | 61,214,619 | 59,792,053 |
| Representing: | | |
| Fellowship Funds | 8,325,423 | 6,244,160 |
| Scholarship Funds | 2,911,417 | 3,720,557 |
| Prize Funds | 767,174 | 770,618 |
| Hardship Funds | 5,120,222 | 5,289,805 |
| Research Funds | 8,070,958 | 7,949,157 |
| Book Funds | 1,375,594 | 1,416,904 |
| Other Funds | 954,994 | 867,572 |
| General Endowments | 33,688,839 | 33,533,280 |
| | 61,214,619 | 59,792,053 |

NEWNHAM COLLEGE

Notes to the Accounts - continued

21. PENSION SCHEMES

(a) Universities Superannuation Scheme

The College participates in the University Superannuation Scheme (USS), a defined benefit scheme which is contracted out of the State Second Pension (S2P). The assets of the scheme are held in a separate fund administered by the trustee, Universities Superannuation Scheme Limited. USS has over 145,000 members and at 30 June 2012 Newnham College had 75 active members participating in the scheme.

Because of the mutual nature of the scheme its assets are not hypothecated to individual institutions and a scheme-wide contribution rate is set. The College is therefore exposed to actuarial risks associated with the employees of other institutions and is unable to identify its share of the underlying assets and liabilities of the scheme on a consistent and reasonable basis. Therefore, as required by FRS 17: 'Retirement Benefits' accounts for the scheme as if it were a defined contribution scheme. As a result the amount charged to the income and expenditure account represents the contributions payable to the scheme in respect of the accounting period.

The latest actuarial valuation of the scheme was at 31st March 2011. This was the second valuation for USS under the scheme-specific funding regime introduced by the Pensions Act 2004, which requires schemes to adopt a statutory funding objective, which is to have sufficient and appropriate assets to cover their technical provisions. The actuary also carries out regular reviews of the funding levels. In particular, he carries out a review of the funding level each year between triennial valuations and details of his estimate of the funding level at 31 March 2012 are included in this note.

The triennial valuation was carried out using the projected unit method. The assumptions which have the most significant effect on the result of the valuation are those relating to the rate of return on investments (i.e. the valuation rate of interest), the rates of increase in salary and pensions, and the assumed rates of mortality. The financial assumptions were derived from market yields prevailing at the valuation date. An "inflation risk premium" adjustment was also included by deducting 0.3% from the market-implied inflation on account of the historically high level of inflation implied by government bonds (particularly when compared to the Bank of England's target of 2% for Consumer Price Inflation which corresponds broadly to 2.75% for Retail Price Inflation per year).

To calculate the technical provisions, it was assumed that the valuation rate of interest would be 6.1% each year, salary increases would be 4.4% per year (with short-term general pay growth at 3.65% per annum and an additional allowance for increases in salaries due to age and promotion reflecting historic USS experience, with a further cautionary reserve on top for past service liabilities), and pensions would increase by 3.4% per annum for three years following the valuation and then 2.6% thereafter.

At the valuation date, the value of the assets of the scheme was £32,433.5 million and the value of the scheme's technical provisions was £35,343.7 million indicating a shortfall of £2,910.2 million. The assets therefore were sufficient to cover 92% of the benefits which had accrued to members after allowing for expected future increases in earnings.

The actuary also valued the scheme on a number of other bases as at the valuation date. On the scheme's historic gilts basis, using a valuation rate of interest in respect of past service liabilities of 4.4% (the expected return on gilts) the funding level was approximately 68%. Under the Pension Protection Fund regulations introduced by the Pensions Act 2004 the scheme was 93% funded. On a buy-out basis (i.e. assuming the Scheme had discontinued on the valuation date) the assets would have been approximately 57% of the amount necessary to secure all the USS benefits with an insurance company. Using the FRS17 formula as if USS was a single employer scheme, using an AA bond discount rate of 5.5% per annum based on spot yields, the actuary estimated that the funding level at 31 March 2011 was 82%.

As part of this valuation, the trustees have determined, after consultation with the employers, a recovery plan to pay off the shortfall by 31 March 2021. The next triennial actuarial valuation is as at 31 March 2014. If experience up to that date is in line with the assumptions made for this current actuarial valuation and contributions are paid at the determined rates or amounts, the shortfall at 31 March 2014 is estimated to be £2.2 billion, equivalent to a funding level of 95%. The contribution rate will be reviewed as part of each valuation and may be reviewed more frequently.

NEWNHAM COLLEGE

Notes to the Accounts - continued

21. PENSION SCHEMES

(a) Universities Superannuation Scheme (continued)

The technical provisions relate essentially to the past service liabilities and funding levels, but it is also necessary to assess the ongoing cost of newly accruing benefits. The cost of future accrual was calculated using the same assumptions as those used to calculate the technical provisions except that the allowance for promotional salary increases was not as high. Analysis has shown very variable levels of growth over and above general pay increases in recent years, and the salary growth assumption built into the cost of future accrual is based on more stable, historic, salary experience. However, when calculating the past service liabilities of the scheme, a cautionary reserve has been included, in addition, on account of the variability mentioned above.

As at the valuation date the Scheme was still a fully Final Salary Scheme for future accruals and the prevailing employer contribution rate was 16% of salaries.

Following UK government legislation, from 2011 statutory pension increases or revaluations are based on the Consumer Prices Index measure of price inflation. Historically these increases have been based on the Retail Prices Index measure of price inflation.

Since the previous valuation as at 31 March 2008 there have been a number of changes to the benefits provided by the scheme although these became effective from October 2011. These include:

New entrants: Other than in specific, limited circumstances, new entrants are now provided on a Career Revalued Benefits (CRB) basis rather than a Final Salary (FS) basis.

Normal pension age: The normal pension age was increased for future service and new entrants, to age 65.

Flexible retirement: Flexible retirement options were introduced.

Member contributions increased: Contributions were uplifted to 7.5% pa and 6.5% pa for FS Section members and CRB Section members respectively.

Cost sharing: If the total contribution level exceeds 23.5% of Salaries per annum, the employers will pay 65% of the excess over 23.5% and members would pay the remaining 35% to the fund as additional contributions.

Pension increase cap: For service derived after 30 September 2011, USS will match increases in official pensions for the first 5%. If official pensions increase by more than 5% then USS will pay half of the difference up to the maximum increase of 10%.

Since 31 March 2011 global investment markets have continued to fluctuate and following its peak in September 2011 inflation has declined rapidly towards the year-end, although the market's assessment of inflation has remained reasonably constant. The actuary has estimated that the funding level as at 31 March 2012 under the scheme specific funding regime has fallen from 92% to 77%. This estimate is based on the results from the valuation at 31 March 2011 allowing primarily for investment returns and changes to market conditions. These are cited as the two most significant factors affecting the funding positions which have been taken into account for the 31 March 2012 estimation.

On the FRS17 basis, using a category AA bond discount rate of 4.9% per year based on spot yields, the actuary estimated that the funding level at 31 March 2012 was 74%. An estimate of the funding level measured on a historic gilts basis at that date was approximately 56%.

Surpluses or deficits which arise at future valuations may impact on the College's future contribution commitment. A deficit may require additional funding in the form of higher contribution requirements, where a surplus could, perhaps, be used to similarly reduce contribution requirements.

USS is a 'last person standing' scheme, so that in the event of the insolvency of any of the participating employers in USS, the amount of any pension funding shortfall (which cannot otherwise be recovered) in respect of that employer will be spread across the remaining employers and reflected in the next actuarial valuation of the scheme.

The total pension cost for the College and subsidiaries in 2011/12 was £267,534 (2010/11: £244,449). There were no outstanding contributions at the balance sheet dates. The contribution rate payable by the College was 16% of pensionable salaries.

NEWNHAM COLLEGE

Notes to the Accounts - continued

21 (b) Cambridge Colleges Federated Pension Scheme

The College participates in a multi-employer defined benefit scheme, the Cambridge Colleges' Federated Pension Scheme. At 30 June 2012 Newnham College had 18 active members participating in the Scheme. A full valuation was carried out at 31 March 2011 and updated to 30 June 2012 by a qualified independent actuary.

At the balance sheet date the principal actuarial assumptions (expressed as weighted averages) were:

| | 2012 % p.a. | 2011 % p.a. |
|--|----------------|----------------|
| Discount rate | 4.7 | 5.5 |
| Expected long-term rate of return on Scheme assets | 5.6 | 6.2 |
| Salary inflation assumption | 2.2 | 3.2 |
| Inflation assumption - RPI | 2.7 | 3.4 |
| Inflation assumption - CPI | 1.7 | 2.7 |
| Pension increases (inflation linked) | 2.7 | 3.4 |
| Pension increases (capped at RPI) | 2.5 | 3.2 |

The underlying mortality assumption is based upon the standard table known as Self-administered Pension Schemes (SAPS) mortality tables for average normal pensioners projected in line with the CMI 2009 projection and a target long-term improvement rate of 0.75%. Both the base table and the allowance for improvements have been updated from 2010 when the PA92 tables were used with the Medium Cohort projections. This results in the following life expectancies:

Male aged 65 now has life expectancy of 21.9 years
 Female aged 65 now has life expectancy of 24.1 years
 Male aged 45 now has life expectancy at 65 of 22.8 years
 Female aged 45 now has life expectancy at 65 of 25.3 years

Employee Benefit Obligations

| | 2012 £ | 2011 £ |
|--|------------------|------------------|
| The amounts recognised in the Balance Sheet as at 30 June 2012 were: | | |
| Present value of Scheme liabilities | (3,820,319) | (3,706,538) |
| Market value of Scheme assets | 2,835,266 | 3,237,268 |
| Deficit in the Scheme | (985,053) | (469,270) |

The amounts to be recognised in the Income and Expenditure for the period to 30 June 2012 were:

| | | |
|----------------------------------|----------------|----------------|
| Current service cost | 127,472 | 184,865 |
| Interest on Scheme liabilities | 201,351 | 253,384 |
| Expected return on Scheme assets | (197,543) | (233,933) |
| Past service cost | - | - |
| Curtailment gain | - | - |
| Total | 131,280 | 204,316 |
| Actual return on Scheme assets | (364,909) | 329,654 |

Changes in the present value of the Scheme liabilities for the period to 30 June 2012 were:

| | | |
|---|------------------|------------------|
| Present value of Scheme liabilities at the beginning of the year | 3,706,538 | 3,587,289 |
| Service cost including employee contributions | 128,891 | 186,643 |
| Interest cost | 201,351 | 253,384 |
| Actuarial gains | (2,938) | (209,250) |
| Benefits paid | (213,523) | (111,528) |
| Present value of Scheme liabilities at the end of the year | 3,820,319 | 3,706,538 |

Changes in the fair value of the Scheme assets for the period to 30 June 2012 were:

| | | |
|--|------------------|------------------|
| Market value of Scheme assets at the beginning of the year | 3,237,268 | 2,794,083 |
| Expected return | 197,543 | 233,933 |
| Actuarial losses | (562,452) | 95,721 |
| Contributions paid by the College (including employee salary exchange) | 175,011 | 223,281 |
| Employee contributions (excluding paid by salary exchange) | 1,419 | 1,778 |
| Benefits paid | (213,523) | (111,528) |
| Market value of Scheme assets at the end of the year | 2,835,266 | 3,237,268 |

NEWNHAM COLLEGE

Notes to the Accounts - continued

21 (b) Cambridge Colleges Federated Pension Scheme (continued)

The agreed contributions (excluding Permanent Health Insurance premiums) to be paid by the College for the forthcoming year are 24.68% of Contribution Pay, assuming salary sacrifice (16.68% for staff members not under the salary sacrifice scheme), subject to a review of future actuarial valuations, plus £54,441 in March each year for the recovery plan and £9,509 per annum to cover expenses.

The major categories of Scheme assets as a percentage of total Scheme assets for the period to 30 June 2012 were:

| | 2012 | 2011 |
|--------------------------|-------------|-------------|
| Equities and hedge funds | 66% | 56% |
| Property | 25% | 36% |
| Bonds and cash | 9% | 8% |
| | <u>100%</u> | <u>100%</u> |

The expected long-term rate of return on the Scheme assets has been calculated based on the major asset categories shown in the table above, and an expected rate of return on equities and hedge funds of 6.4% (2011: 7.1%); property 5.4% (2011: 6.1%); bonds and cash 3.7% (2011: 4.8%).

The analysis of the actuarial gain/(loss) recognisable in the Statement of Recognised Gains and Losses (STRGL) for the period to 30 June 2012 is:

| | 2012 £ | 2011 £ |
|---|-------------------------|-----------------------|
| Actual return less expected return on Scheme assets | (562,452) | 95,721 |
| Experienced gains and losses arising on Scheme liabilities | 55,937 | 42,249 |
| Changes in assumptions underlying the present value of Scheme liabilities | <u>(52,999)</u> | <u>167,001</u> |
| Actuarial (loss)/gain recognised in the STRGL | <u>(559,514)</u> | <u>304,971</u> |

The cumulative amount of actuarial gains and losses recognised in the STRGL for the period to 30 June 2012 were:

| | | |
|--|---------------------------|-------------------------|
| Cumulative actuarial loss at the beginning of the year | (461,397) | (766,368) |
| Recognised during the year | <u>(559,514)</u> | <u>304,971</u> |
| Cumulative actuarial loss at the end of the year | <u>(1,020,911)</u> | <u>(461,397)</u> |

The movement in the deficit during the period to 30 June 2012 was:

| | | |
|--|-------------------------|-------------------------|
| Deficit in Scheme at beginning of year | (469,270) | (793,206) |
| Service cost (employer only) | (127,472) | (184,865) |
| Contributions paid by the College | 175,011 | 223,281 |
| Finance cost | (3,808) | (19,451) |
| Actuarial (loss)/gain | <u>(559,514)</u> | <u>304,971</u> |
| Deficit in Scheme at end of year | <u>(985,053)</u> | <u>(469,270)</u> |

| | 2012 £ | 2011 £ | 2010 £ | 2009 £ | 2008 £ |
|--|------------------|------------------|------------------|------------------|------------------|
| Present value of Scheme liabilities | (3,820,319) | (3,706,538) | (3,587,289) | (2,668,477) | (2,652,146) |
| Market value of Scheme assets | <u>2,835,266</u> | <u>3,237,268</u> | <u>2,794,083</u> | <u>2,239,740</u> | <u>2,466,161</u> |
| Deficit in the Scheme | (985,053) | (469,270) | (793,206) | (428,737) | (185,985) |
| Actual return less expected return on Scheme assets | (562,452) | 95,721 | (305,808) | (486,823) | (175,458) |
| Experienced (losses)/gains arising on Scheme liabilities | 55,937 | 42,249 | (15,436) | (52,450) | (68,945) |
| Change in assumptions underlying present value of Scheme liabilities | <u>(52,999)</u> | <u>167,001</u> | <u>(701,824)</u> | <u>269,223</u> | <u>279,735</u> |